



Working Safely with Mobile Elevating Work Platforms

In the first half of 2025, working at heights remained a key area of concern, with falls from height continuing to be one of the leading causes of workplace fatalities and major injuries.

Previous editions of WSH Insights have addressed various aspects of work-at-height safety:

- [Prevent Falls from Open Sides](#)
- [Prevent Falls with Travel Restraints](#)
- [Working Safely on Fragile Surfaces](#)
- [Working Safely with Metal Scaffolds](#)

Another area of concern is the use of mobile elevating work platforms (MEWPs). MEWPs (e.g. boom lifts and scissor lifts) are mobile machines with extendable work platform designed to elevate workers for work at height. However, unsafe use of MEWPs can lead to serious workplace accidents, including toppling, entrapment and falls from height.

In the coming months, the Ministry of Manpower (MOM) will be conducting inspections across major industries such as construction, manufacturing and marine, with a focus on work-at-height activities, including the safe use of MEWPs.


The following are good WSH practices adopted by companies to prevent accidents when working with MEWPs. The WSH Council urges companies to conduct site-specific risk assessments and implement these measures to strengthen safety and be prepared for MOM's upcoming inspections.

Good WSH Practices

Deploy only trained and authorised workers to operate MEWPs.

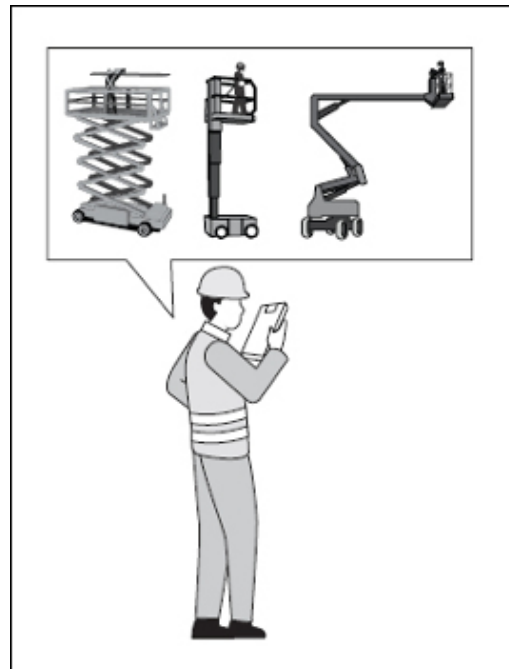
Operators must attend and pass a MEWP training course conducted by an accredited Training Provider for the type of MEWP to be operated.

Sample MEWP training certificate.



Conduct a site survey and select a suitable MEWP for the task.

Select a suitable MEWP.



Carry out a pre-use inspection of the MEWP according to the manufacturer's guidelines.

Do not use the MEWP if any defects are found. Isolate, tag and report it as defective.

Carrying out pre-use MEWP inspection.



Cordon off the work area and display warning signs.

Work area cordoned off.



Anchor harness lanyards to the designated anchor point on the MEWP.

Do not overreach or exit the MEWP while at height.

Worker hooked to designated anchor point.

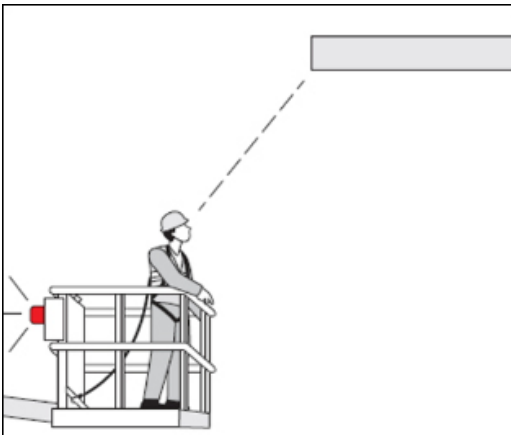



Maintain firm footing when working on the MEWP.

Do not overload the MEWP.

Worker with both feet on the platform of the MEWP.



<p>Keep a safe distance from overhead structures and obstacles.</p> <p>Consider installing manufacturer or supplier-approved detectors to alert operators to overhead obstacles.</p>	<p>Maintain safe distance from overhead obstacles.</p> 
<p>Park the MEWP at its designated area after use.</p> <p>Remove the ignition key to prevent unauthorised use.</p>	<p>MEWP parked at designated area.</p> 

For more information:

WSH Legislation

WSH Act 2006

WSH (General Provisions) Regulations

WSH (Risk Management) Regulations

WSH (Work at Heights) Regulations

Ministry of Manpower

[WSH National Statistics Report, January – June 2025](#)

[Safety Circular on Safe Use of Mobile Elevating Work Platform \(MEWP\)](#)

Approved Code of Practice

SS 616: 2016 Code of Practice for Safe Use of Mobile Elevating Work Platform

[Code of Practice for Working Safely at Heights](#)

Workplace Safety and Health Council

[Guide for Safe Use of Mobile Elevating Work Platforms](#)

[6 Basic WSH Rules for Safe Use of MEWPs](#)

Other Resources

International Powered Access Federation

[Good Practice Guidance for Reducing Trapping/Crushing Injuries to People in MEWPs](#)

[Dos and Don'ts to Avoid Trapping/Crushing Injuries while Working in a MEWP Platform](#)

[The Assessment of Ground Conditions and Supporting Structures for the Safe Use of MEWP](#)

[Do Not Exit the MEWP Platform at Height!](#)

[MEWP Catapult Effect](#)

[Wind Rating: Using MEWPs in Wind](#)

[Guidance on MEWP Security](#)

UK Health and Safety Executive

[The Selection, Management and Use of Mobile Elevating Work Platforms](#)

US Occupational Safety and Health Administration

[Aerial Lifts Factsheet](#)

Share this WSH Advisory



Connect with Us



Resources
to improve your
WSH Practices



Events
on Workplace
Safety and Health



We regret that we are unable to reply to emails at this email address. For enquiries or feedback, please email us at contact@wshc.sg. Visit the WSH Council's [website](#) now for updates on WSH-related matters, information and events.

REPORTING SAVES LIVES.

AWARE | ASSESS | ACT

Learn more at [taketimetotakecare.sg](https://www.taketimetotakecare.sg)



This WSH Insights is available free of charge, may be printed or downloaded onto electronic, optical or similar storage media provided that such activities are for private research, study, or in-house use only. If such material is to be copied or reproduced, users are asked to ensure that the material is reproduced accurately and not in a misleading context, that the status of the material is identified and to acknowledge Workplace Safety & Health Council, Singapore as the source of the material.

[Subscribe](#) | [Unsubscribe](#) | [Privacy Statement](#)